


★ A HORN is BORN ★



written by Bill Borders

art by Melizza Cherner

Activity Kit



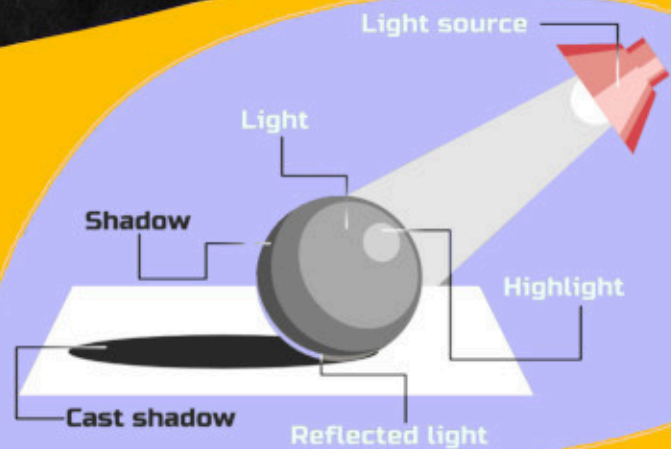
# A HORN IS BORN ACTIVITY SHEET

## 1. Exploring Light and Shadow



Considering the direction that light comes from is a key part of drawing and painting. Depending on the origin of a light source areas of the drawing and/or painting will appear brighter and other areas will appear darker. Showing the dark areas is called shading. Shading gives the illusion of depth or varying distances.

Try shading using the enclosed worksheet of the image above and referencing the shading diagram on the right.



Materials you can use for this activity:

- Pencils (Graphite)
- Charcoal
- Colored Pencils
- Crayons

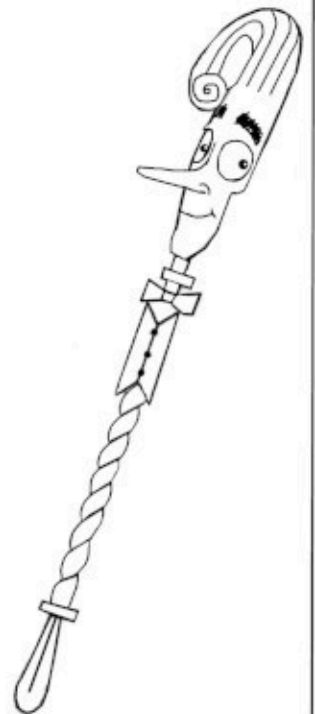

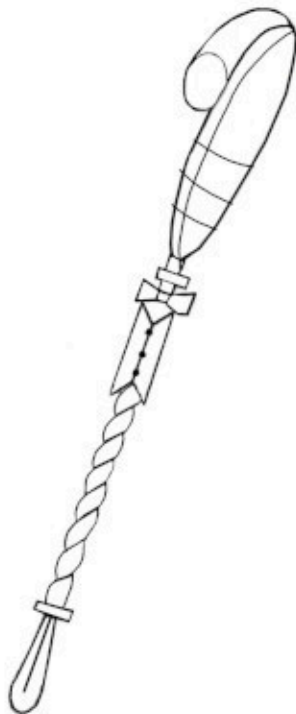
**A Horn Is Born Activity Sheet**  
1a. Exploring Light and Shadow Worksheet



# A HORN IS BORN ACTIVITY SHEET

## Learn How To Draw Shoehorn

RECOMMENDED FOR GRADES 4 - 6





## A Horn Is Born

E N O R T S E A M O

N O R W G T Y U E R

O B L O A P S C T C

B A Y O H I N Q U H

M T L S C E J U L E

O O F I C O R F S

R N A D P E I H S T

T N U A S D A P S R

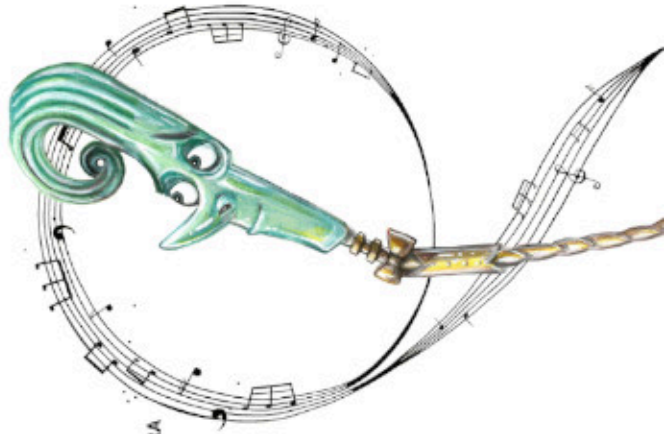
S A T R U M P E T A

E G A T S K C A B R

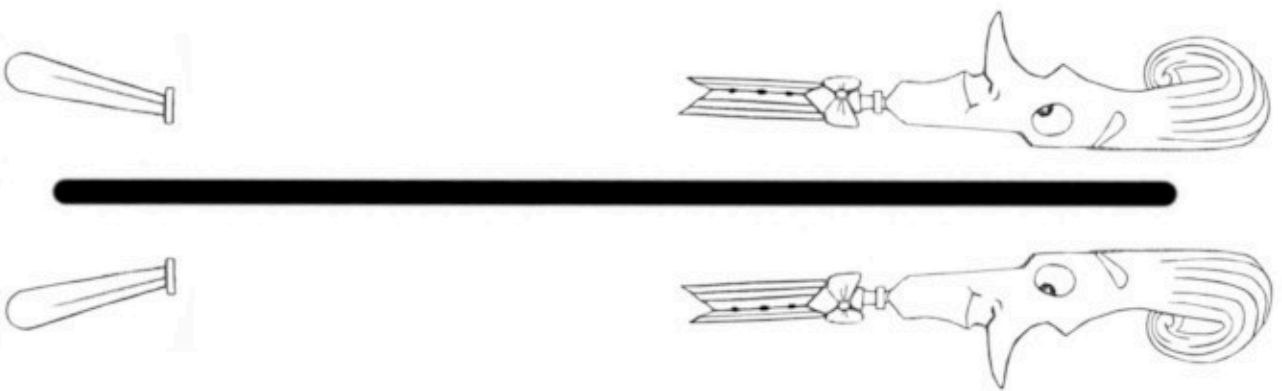
BATON  
HORN  
MUSICIANS  
SHOEHORN  
TROMBONE

BACKSTAGE  
FLY  
MUSIC  
PICCOLO  
TAP

AUDIENCE  
FLUTE  
MAESTRO  
ORCHESTRA  
STAGE  
TRUMPET







# A Horn Is Born Activity Sheet

## 1. Make your own Shoehorn Puppet

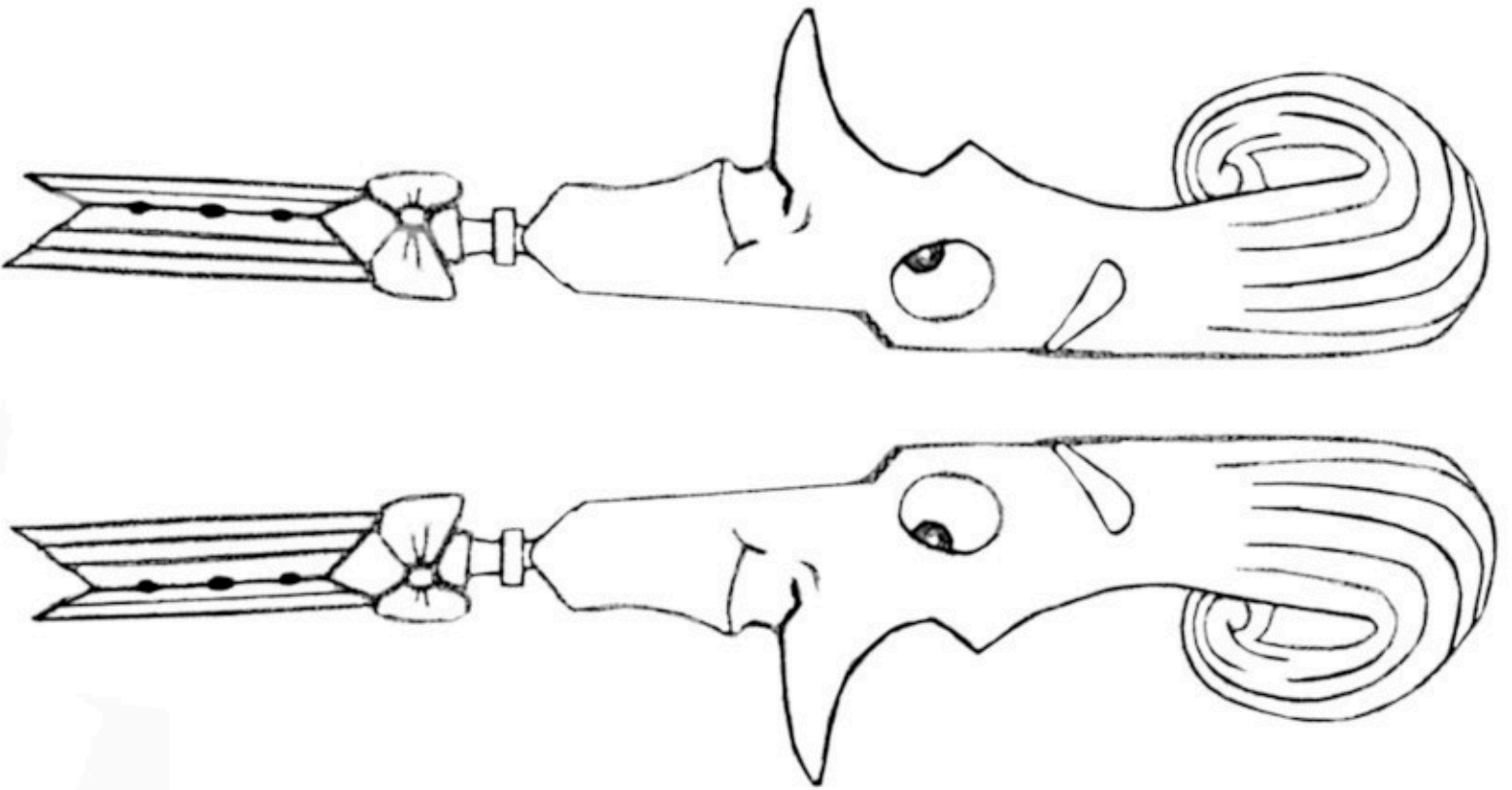
Materials for this activity:

- The worksheet included with this activity (1a)
- Cardstock 8 1/2" x 11" (1 sheet)
- One 1/4" dowel, 2ft. in length
- Anything you would like to use to color the worksheet
- Glue or tape (to adhere your cut-outs)

Directions:

- Print out worksheet 1a
- Color all the items on worksheet 1a and then cut them out.
- Once cut out, adhere them to the top and bottom of your dowel using either tape or glue.

You've completed your puppet, you are now a maestro in training, begin conducting!

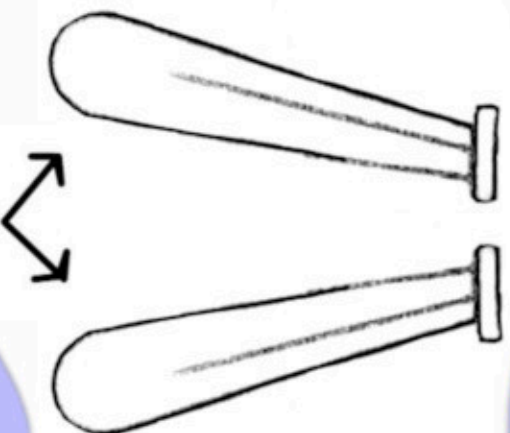


# A Horn Is Born Activity Sheet

1a. Make Your Own Shoehorn Puppet



Color Shoehorn's head and vest.  
In the book *A Horn Is Born*, Shoehorn is green but you can color him however you like. Color both sides then cut both sides out!



Then color in Shoehorn's horn. This is the part that helps us to slip on our shoes. When you're done cut them out!

# Alphabet Phonics



**F r e n c h H o r n**

**F f**




**F l u t e**

**F f**



# Alphabet Phonics



**M a e s t r o**

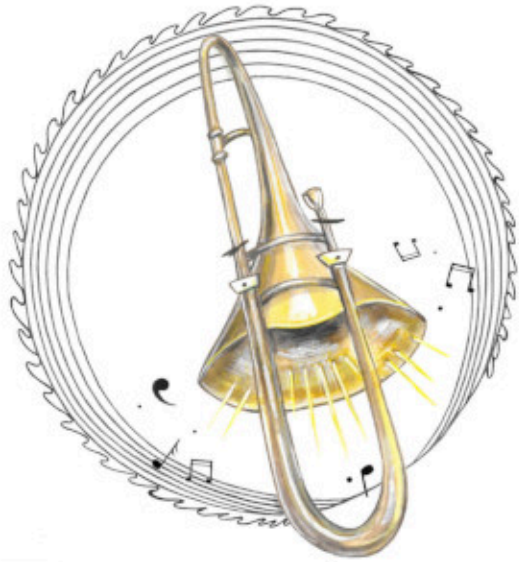
**M m**



**S h o e H o r n**


**S s**

# Alphabet Phonics



**T r o m b o n e**

**T t**



**T r u m p e t**

**T t**

# A Horn Is Born

written by Bill Borders

art by Melizza Chernov

## Activity Kit

created by artist Melizza Chernov

[www.melizzachernov.com](http://www.melizzachernov.com)

Instagram \* [@melizzchernov](https://www.instagram.com/melizzchernov)

Facebook \* [melizzachernovillustration](https://www.facebook.com/melizzachernovillustration)

Twitter \* [@melchernov](https://twitter.com/melchernov)

Etsy \* [MChernovIllustration](https://www.etsy.com/shop/MChernovIllustration)